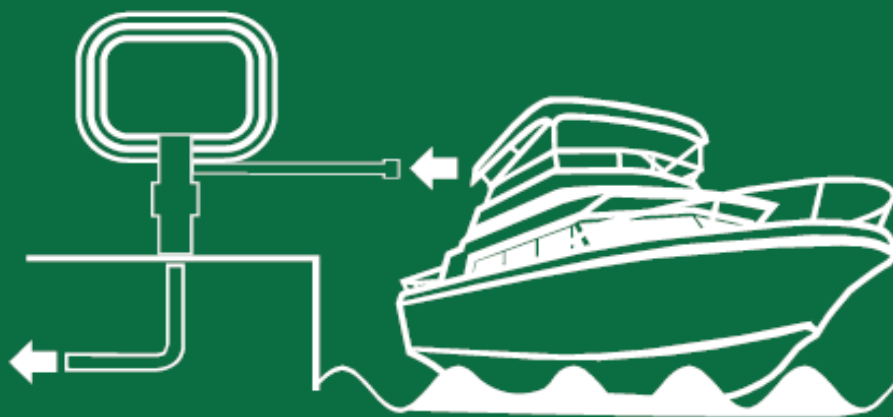



TasPorts

# **VESSEL SEWAGE PUMP OUT FACILITY**






# TasPorts

## OPERATING INSTRUCTIONS

1. FACILITY IS OPEN FROM 6AM TO 7PM DAILY
2. TURN SANIVAX SWITCH TO 'ON'
3. UNCOIL SUCTION HOSE TO VESSELS SEWAGE HOLDING TANK OUTLET
4. CONNECT SUCTION HOSE CAMLOCK TO SEWAGE HOLDING TANK OUTLET
5. **PUMPING OF ANY OILY WASTE IS PROHIBITED**
6. PRESS 'START'. UNIT WILL OPERATE FOR 5 MINUTE PERIODS OR UNTIL 'STOP' IS PRESSED
7. DISCONNECT CAMLOCK FITTING FROM SEWAGE HOLDING TANK AND RECOIL HOSE TO UNIT
8. REPORT ANY FAULT OR SPILL TO TASPOTS SECURITY OPERATIONS CENTRE ON **1300 664 007**

*This facility is provided by Tasports as a service to the community.*

*Please respect the environment and this equipment.*



# TasPorts

## ENVIRONMENTAL TIPS FOR YOUR VESSELS SEWAGE SYSTEM

- ❖ Maintain your marine toilet
- ❖ Keep the disinfectant tank full
- ❖ Use biodegradable treatment chemicals
- ❖ Follow the manufacturer's suggested maintenance programme
- ❖ Have your marine toilet inspected regularly to ensure that it is functioning properly
- ❖ Do not dispose of fats, solvents, oils, emulsifiers, disinfectants, paints, poisons, phosphates, nappies or other similar products
- ❖ Greywater includes soaps and detergents from boat showers, dishwashing and laundry facilities
- ❖ Soaps, even those labelled as 'biodegradable' contain substances that might be harmful to marine life
- ❖ Use shore-side showers, dishwashing stations and laundry facilities whenever they are available
- ❖ Check product labels and use low nitrogen and phosphorus detergents for on-board laundry , dishwashing and general cleaning
- ❖ Use all soaps and cleaners sparingly